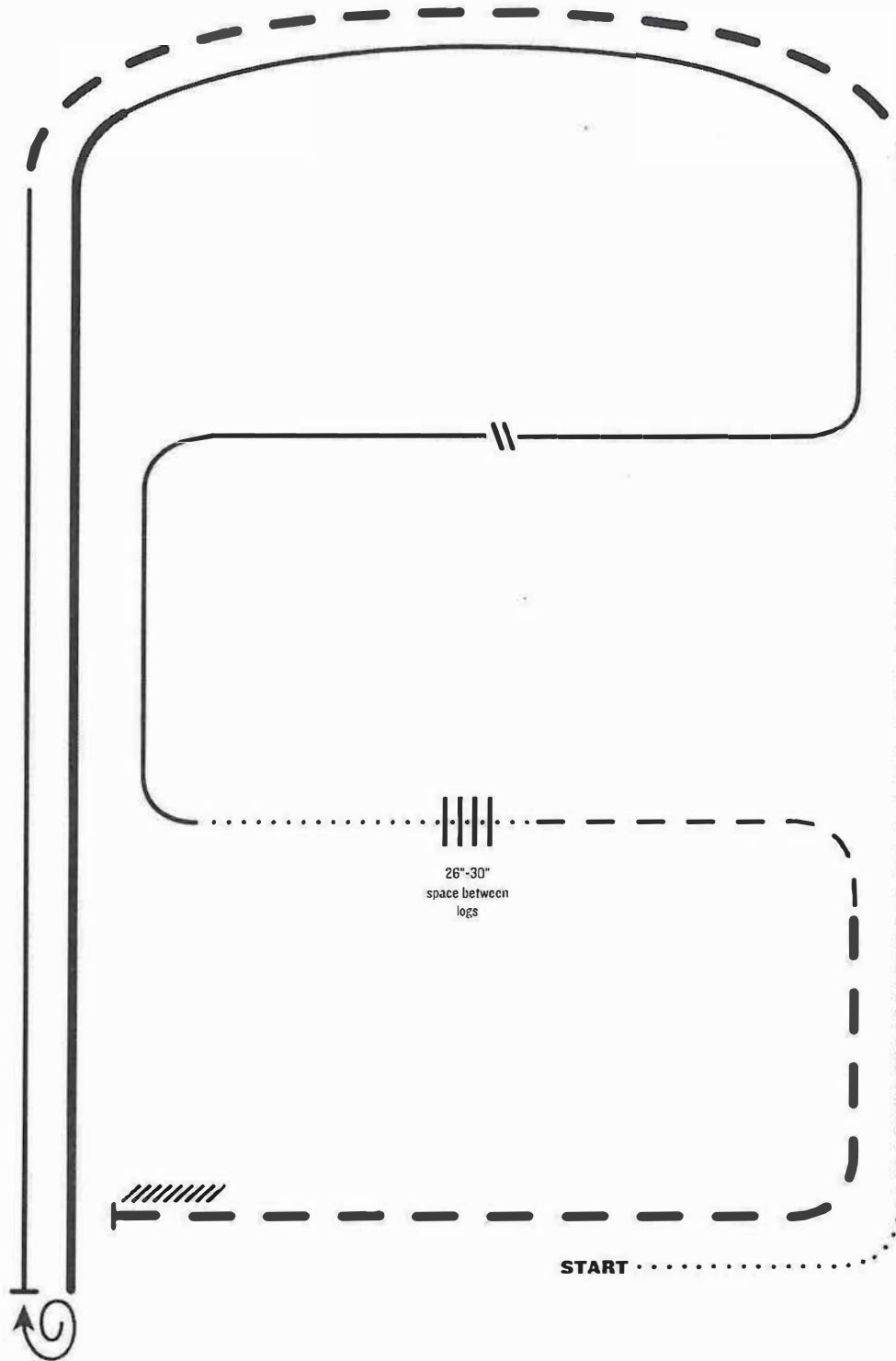


RANCH RIDING - PATTERN 2

LEGEND

.....	Walk
.....	Extended Walk
- - - -	Trot
- - - -	Extended Trot
————	Lope
————	Extended Lope
//////	Back
\\	Lead Change



1. Walk
2. Trot
3. Extended trot
4. Lope left lead
5. Stop, 1 1/2 turn right
6. Extended lope
7. Collect lope right lead
8. Change leads (simple or flying), continue lope left lead
9. Walk
10. Walk over logs
11. Trot
12. Extended trot
13. Stop and back

Note: The drawn description of this pattern is only intended for the general depiction of the pattern. Exhibitors should utilize the arc, to space to best exhibit their horses.

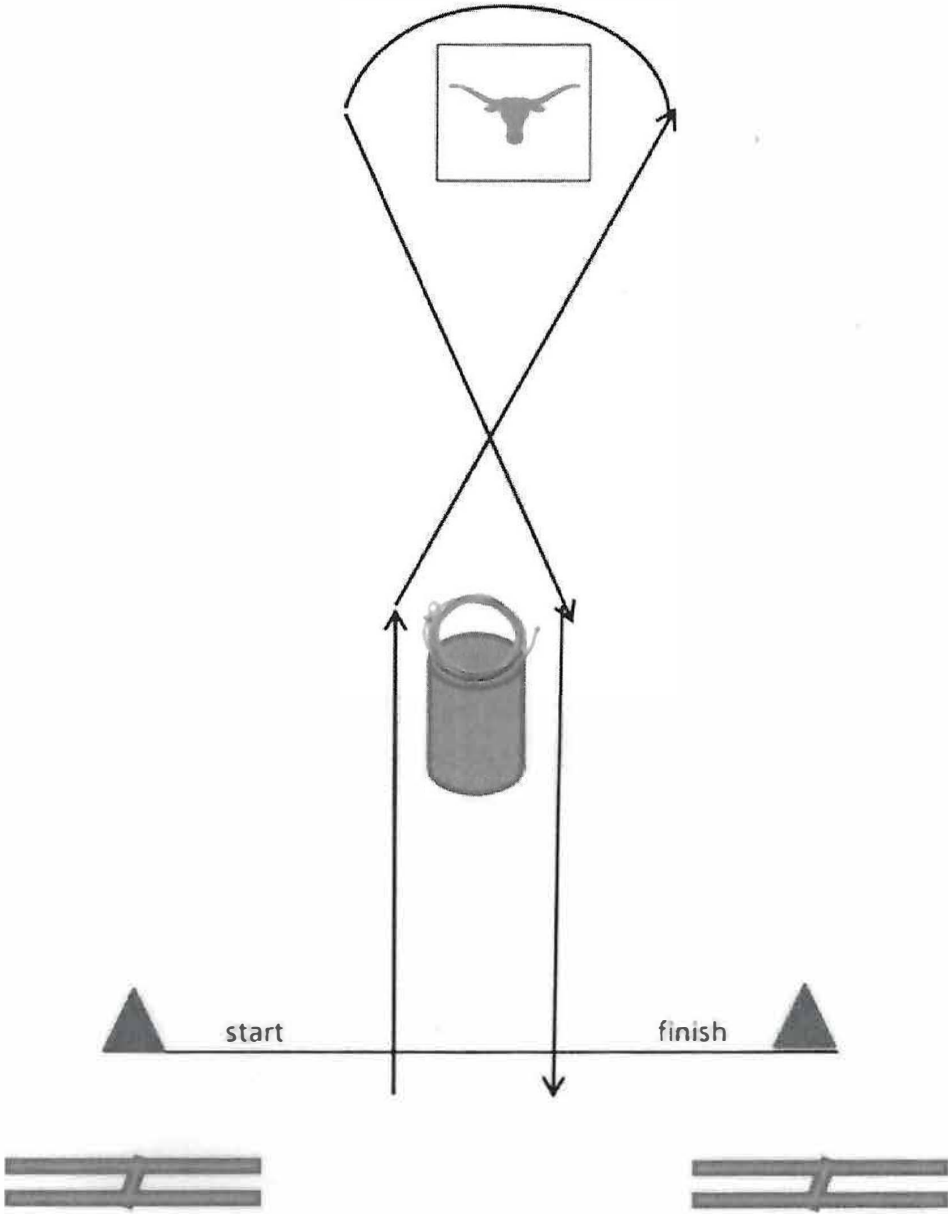


**RANCH
ROUND UP**

Pattern # 3

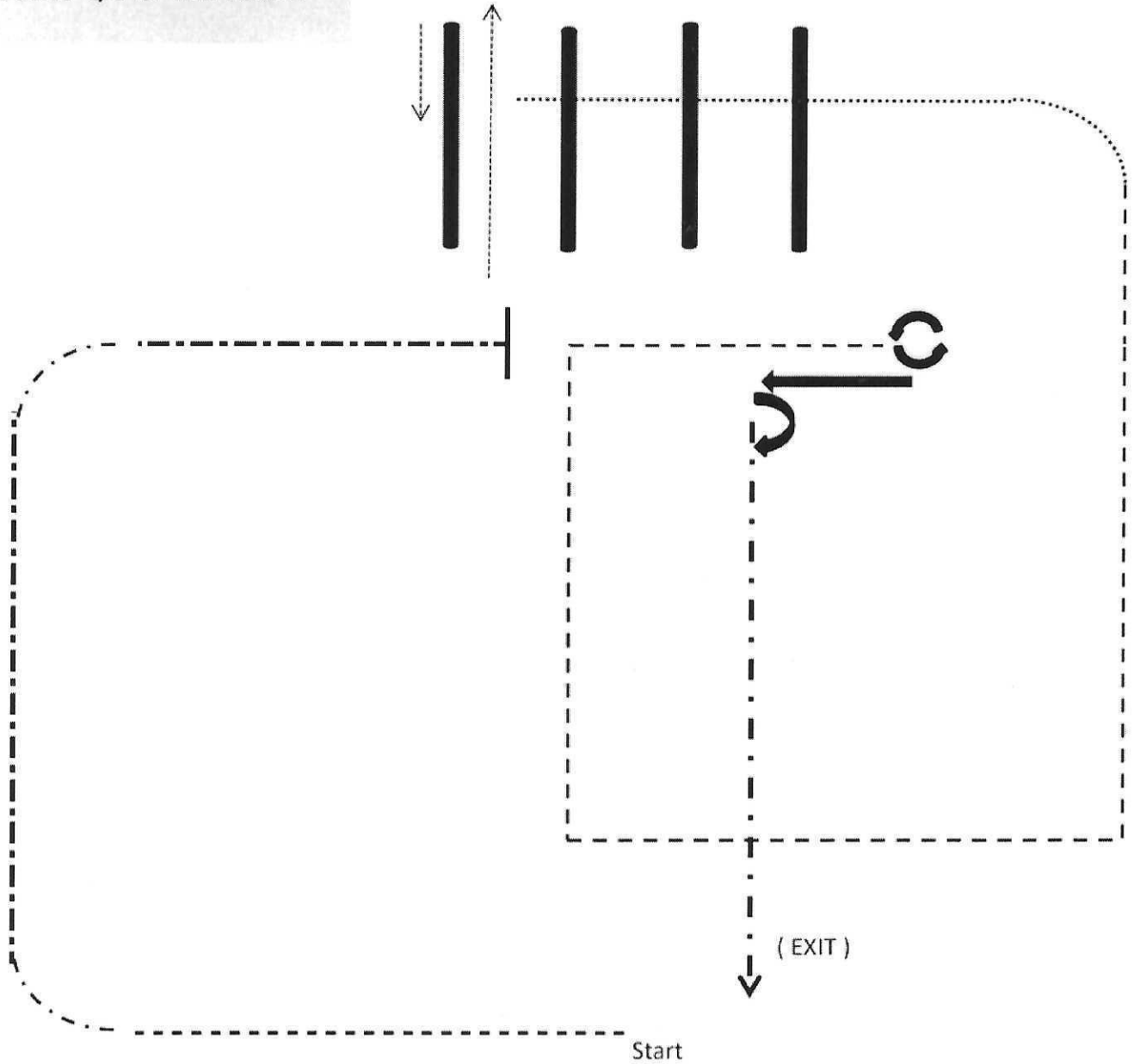
Cross start line. Go to either side of the barrel. Pick up rope cross line between barrel and steer . Go around steer. Cross line between barrel and steer . Go to other side of barrel return rope. Come back across finish line time ends.

KNOCK DOWN of any obstacle 5 sec. penalty
DISQUALIFICATION : Rope falling to ground, Off course, walk trot entries Loping more then 3 strides, Hitting horse with the rope



RANCH RIDING
Walk Trot
Pattern # 6

USE ONLY 1/2 OF THE ARENA

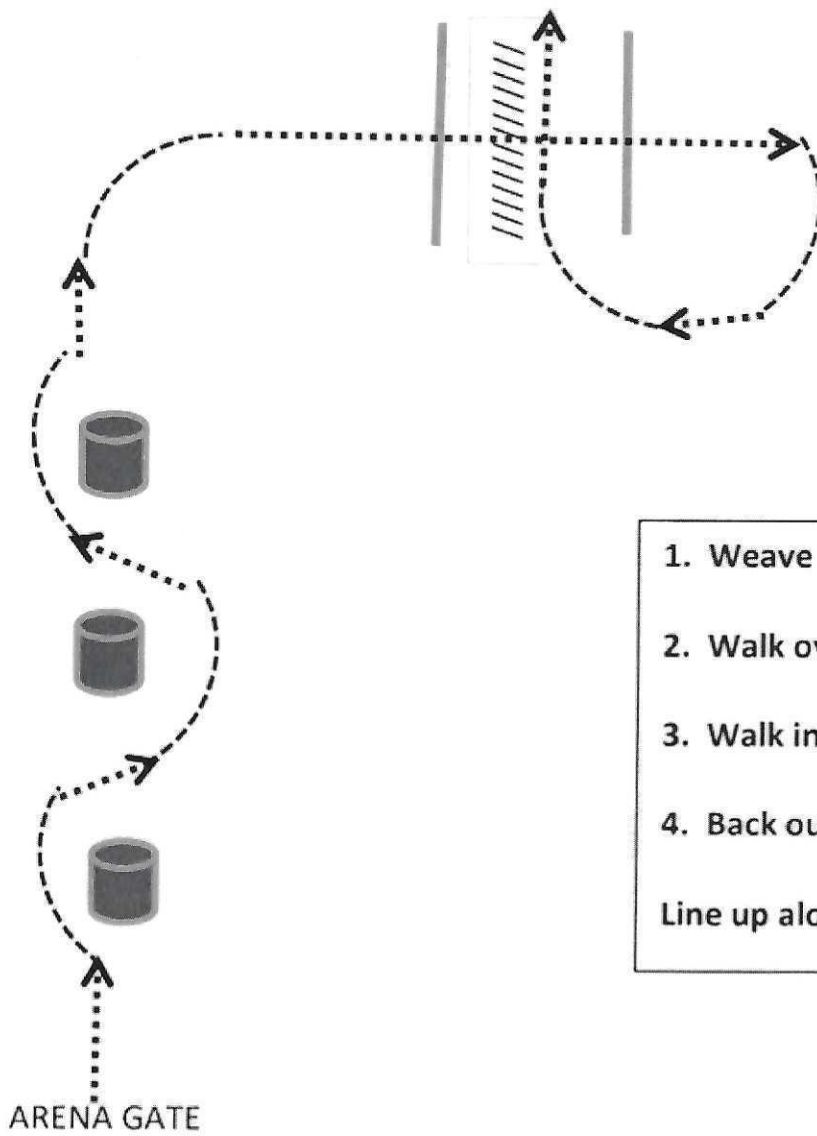


- 1 WALK
- 2 EXT TROT
- 3 STOP
- 4 Side Pass LEFT, over log , Side Pass RIGHT 1/2 way
- 5 WALK over LOGS
- 6 TROT SQUARE
- 7 STOP 360 LEFT
- 8 BACK 6 steps, 1/4 turn RIGHT
- 9 EXIT ARENA at an EXTENDED TROT

WALK
TROT	-----
EXT TROT	- . - . - .



RANCH LEADLINE



1. Weave markers as shown at a Walk
2. Walk over 2 Rails
3. Walk into Chute
4. Back out

Line up along wall

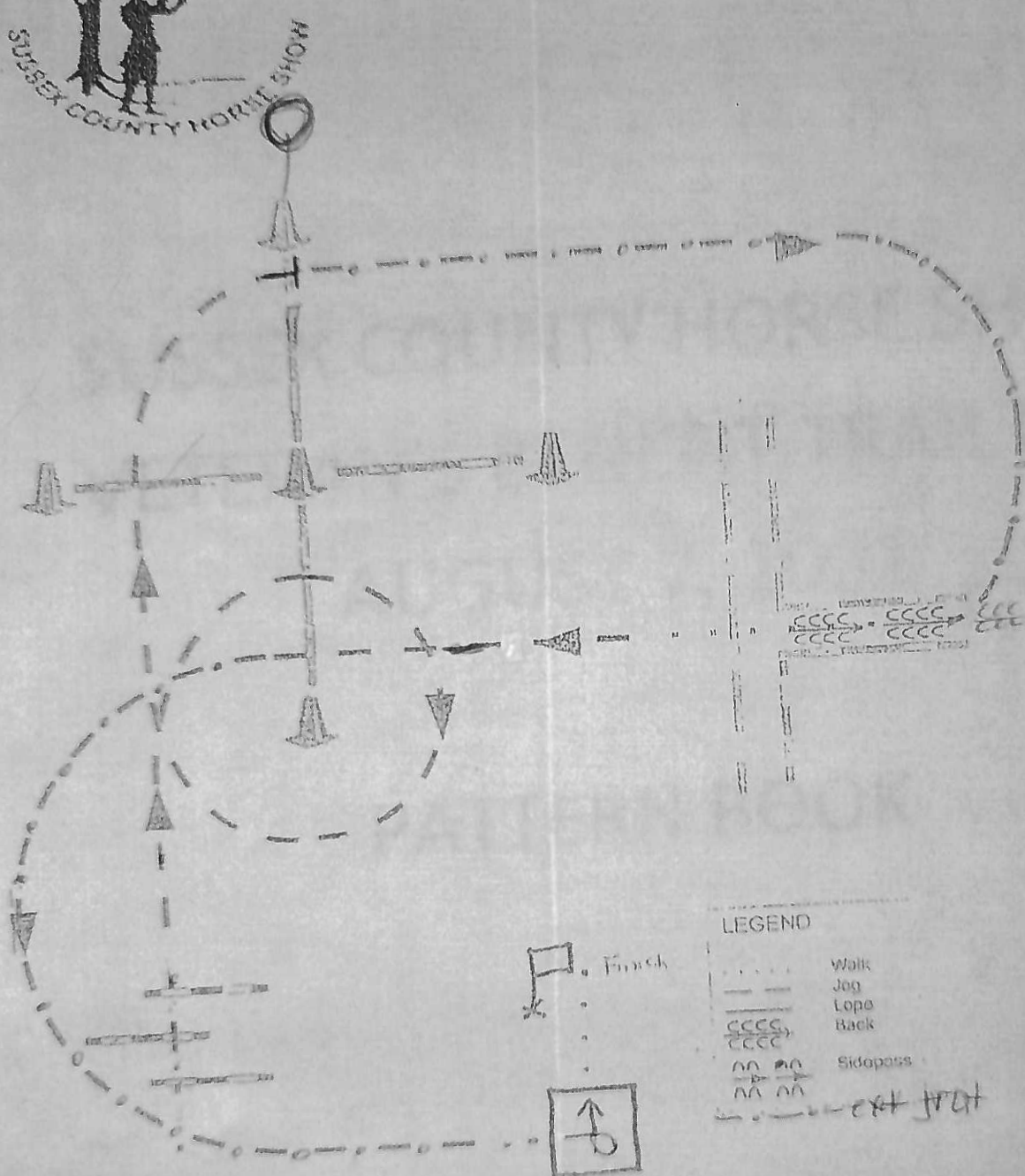
ARENA GATE

ARENA GATE

Ranch Extravaganza

Sussex County Farm & Horse Show

ranch w/T Trail



LEGEND

- Walk
- Jog
- Lope
- Back
- Sidepass
- ext trot

INSTRUCTIONS

- 1 Side pass left over pole to mailbox
- 2 Walk over bridge.
- 3 Jog over three poles and jog over pole (wheel).
- 4 Jog over two poles (wheel) and into chute.
- 5 Back thru poles and walk out of chute
- 6 Jog over pole (wheel) to box and extend jog to mailbox
- 7 Walk into Box, make a 90° turn to Left. 270° to mailbox
- 8 Walk out of box to mailbox, pick up treat.

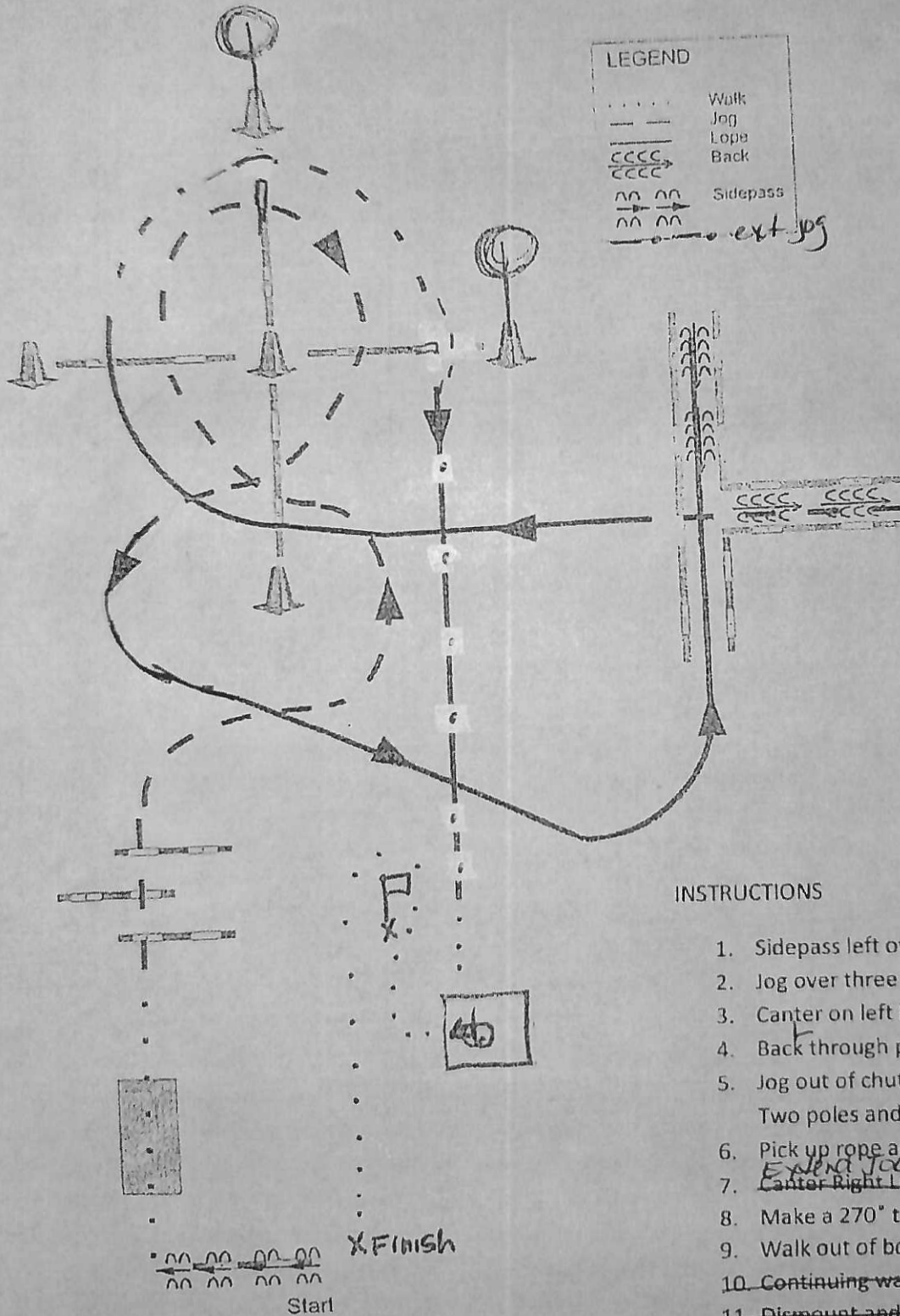
5 STOP
 Plus rope
 show judge
 + place back
 down

6 Extend jog
 into chute

Start
 U
 mmmmm
 mmmmm



Ranch Extravaganza
 Sussex County Farm & Horse Show
 Ranch W/T/L Trail



LEGEND

.....	Walk
-----	Jog
-----	Lope
CCCCC	Back
CCCCC	Sidepass
--- ext ---	ext jps

INSTRUCTIONS

1. Sidepass left over pole and Walk over bridge.
2. Jog over three poles and over pole (wheel).
3. Canter on left lead into chute.
4. Back through poles around corner
5. Jog out of chute and Canter on right lead around Two poles and break to walk.
6. Pick up rope and place on next pole. *standing*
7. *Extend Jog* Canter Right Lead and walk into box.
8. Make a 270° turn to Left in box.
9. Walk out of box to mailbox, pick up treat.
10. Continuing walk to pole.
11. Dismount and pick up one foot, walk to finish